













































## 35 200m Individual Medley Women Heat























Official









☰ Entries   ☰ Heats   🏊 Summary

Total   Open   17-18 years   13 and older

Rank	Competitor	Age	Club	RT	PTS	Result	
1	 McCarthy Georgina	22	 Hamilton Aq...	0.87		<b>2:20.55</b> Entry: 2:14.13 <b>+6.42</b>	QA
	50m: 29.78      100m: 1:07.69 (37.91) 150m: 1:49.67 (41.98)      200m: 2:20.55 (30.88)						
2	 Pratt-Smith Zyleika	21	 Coast Swi...	0.72		<b>2:21.07</b> Entry: 2:16.28 <b>+4.79</b>	QA
	50m: 29.95      100m: 1:06.59 (36.64) 150m: 1:45.93 (39.34)      200m: 2:21.07 (35.14)						
3	 Wieruszowski Mon...	17	 North Shor...	0.63		<b>2:23.42</b> Entry: 2:24.35 <b>-0.93</b>	QA
	50m: 30.45      100m: 1:09.51 (39.06) 150m: 1:47.33 (37.82)      200m: 2:23.42 (36.09)						
4	 Quayle Bridie	16	 Wharenui S...	0.81		<b>2:23.71</b> Entry: 2:20.82 <b>+2.89</b>	QA
	50m: 31.05      100m: 1:07.05 (36.00) 150m: 1:49.88 (42.83)      200m: 2:23.71 (33.83)						
5	 Videau (V) Deotille	15	 Tahiti	0.79		<b>2:23.95</b> Entry: 2:26.79 <b>-2.84</b>	QA
	50m: 30.00      100m: 1:06.60 (36.60) 150m: 1:49.93 (43.33)      200m: 2:23.95 (34.02)						
6	 Abdou Hanna	18	 Wharenui S...	0.77		<b>2:24.07</b> Entry: 2:21.46 <b>+2.61</b>	QA
	50m: 31.52      100m: 1:07.33 (35.81) 150m: 1:51.43 (44.10)      200m: 2:24.07 (32.64)						
7	 Riley Ariella	16	 Hamilton Aq...	0.77		<b>2:24.65</b> Entry: 2:22.80 <b>+1.85</b>	QA
	50m: 31.50      100m: 1:08.23 (36.73) 150m: 1:51.14 (42.91)      200m: 2:24.65 (33.51)						
8	 Asiata Danielle	18	 Howick Pak...	0.66		<b>2:24.89</b> Entry: 2:20.07 <b>+4.82</b>	QA
	50m: 30.31      100m: 1:05.84 (35.53) 150m: 1:50.22 (44.38)      200m: 2:24.89 (34.67)						
9	 Hingston Freya	17	 United Swi...	0.73		<b>2:25.32</b> Entry: 2:26.55 <b>-1.23</b>	QB
	50m: 29.98      100m: 1:07.15 (37.17) 150m: 1:50.99 (43.84)      200m: 2:25.32 (34.33)						
10	 Lyles Jasmine	18	 Phoenix Aq...	0.68		<b>2:26.23</b> Entry: 2:23.39 <b>+2.84</b>	QB
	50m: 30.58      100m: 1:08.95 (38.37)						

	150m: 1:50.99 (42.04)	200m: 2:26.23 (35.24)					
11	 Bates Olivia	17	 North Shore...	0.78	<b>2:27.34</b>	Entry: 2:24.15 <b>+3.19</b>	QB
	50m: 31.93 150m: 1:53.18 (42.75)		100m: 1:10.43 (38.50) 200m: 2:27.34 (34.16)				
12	 Champion Alex	18	 United Swi...	0.71	<b>2:27.50</b>	Entry: 2:21.94 <b>+5.56</b>	QB
	50m: 30.44 150m: 1:52.16 (44.75)		100m: 1:07.41 (36.97) 200m: 2:27.50 (35.34)				
13	 Bennett Brooke	18	 Jasi Swim ...	0.81	<b>2:27.71</b>	Entry: 2:24.23 <b>+3.48</b>	QB
	50m: 31.27 150m: 1:54.22 (42.64)		100m: 1:11.58 (40.31) 200m: 2:27.71 (33.49)				
14	 Buisinne Kezia	17	 North Shore...	0.77	<b>2:29.07</b>	Entry: 2:30.03 <b>-0.96</b>	QB
	50m: 31.24 150m: 1:54.77 (44.49)		100m: 1:10.28 (39.04) 200m: 2:29.07 (34.30)				
15	 Adams Maia	20	 Pirates Swi...	0.75	<b>2:29.42</b>	Entry: 2:22.40 <b>+7.02</b>	QC
	50m: 31.83 150m: 1:54.54 (43.21)		100m: 1:11.33 (39.50) 200m: 2:29.42 (34.88)				
16	 Davidson Abby	19	 United Swi...	0.95	<b>2:29.56</b>	Entry: 2:26.36 <b>+3.20</b>	QC
	50m: 31.39 150m: 1:54.61 (43.04)		100m: 1:11.57 (40.18) 200m: 2:29.56 (34.95)				
17	 Buisinne Alexis	17	 North Shore...	0.75	<b>2:29.82</b>	Entry: 2:30.06 <b>-0.24</b>	QB
	50m: 31.77 150m: 1:55.65 (45.76)		100m: 1:09.89 (38.12) 200m: 2:29.82 (34.17)				
18	 Cain-Townley Mia	17	 Nelson Sou...	0.81	<b>2:30.08</b>	Entry: 2:31.74 <b>-1.66</b>	QB
	50m: 30.22 150m: 1:54.73 (46.89)		100m: 1:07.84 (37.62) 200m: 2:30.08 (35.35)				
19	 McIntosh Alex	16	 United Swi...	0.68	<b>2:30.09</b>	Entry: 2:26.15 <b>+3.94</b>	QC
	50m: 31.37 150m: 1:55.28 (43.56)		100m: 1:11.72 (40.35) 200m: 2:30.09 (34.81)				
20	 Lyles Jade	14	 Phoenix Aq...	0.75	<b>2:30.43</b>	Entry: 2:27.12 <b>+3.31</b>	QC
	50m: 31.29 150m: 1:54.73 (46.31)		100m: 1:08.42 (37.13) 200m: 2:30.43 (35.70)				
21	 Swan Brooke	18	 Nelson Sou...	0.67	<b>2:30.79</b>	Entry: 2:32.00 <b>-1.21</b>	QC
	50m: 29.49 150m: 1:56.46 (48.05)		100m: 1:08.41 (38.92) 200m: 2:30.79 (34.33)				
22	 Skidmore Evie	18	 Trojans Swi...	0.84	<b>2:31.71</b>	Entry: 2:29.95 <b>+1.76</b>	QC

		50m: 31.53	100m: 1:10.21 (38.68)						
		150m: 1:55.91 (45.70)	200m: 2:31.71 (35.80)						
23	 Yamagami Kiri	16	 Club 37	0.71	<b>2:31.77</b>	Entry: 2:26.82 +4.95	QC		
		50m: 31.56	100m: 1:09.62 (38.06)						
		150m: 1:55.15 (45.53)	200m: 2:31.77 (36.62)						
24	 Lin Amber	14	 North Shore...	0.70	<b>2:31.80</b>	Entry: 2:28.99 +2.81	QC		
		50m: 31.45	100m: 1:09.76 (38.31)						
		150m: 1:55.52 (45.76)	200m: 2:31.80 (36.28)						
25	 van Veldhuizen Br...	17	 Heretaunga...	0.77	<b>2:32.05</b>	Entry: 2:23.44 +8.61			
		50m: 31.46	100m: 1:09.68 (38.22)						
		150m: 1:56.35 (46.67)	200m: 2:32.05 (35.70)						
26	 McLaren Kate	17	 Trojans Swi...	0.78	<b>2:32.24</b>	Entry: 2:31.65 +0.59			
		50m: 31.74	100m: 1:09.08 (37.34)						
		150m: 1:56.07 (46.99)	200m: 2:32.24 (36.17)						
27	 Laban (V) Mia	17	 Howick Pak...	0.74	<b>2:33.12</b>	Entry: 2:34.41 -1.29			
		50m: 31.01	100m: 1:10.00 (38.99)						
		150m: 1:59.19 (49.19)	200m: 2:33.12 (33.93)						
28	 Hanley Ella	16	 Tawa Swim...	0.66	<b>2:33.43</b>	Entry: 2:33.16 +0.27			
		50m: 31.95	100m: 1:11.96 (40.01)						
		150m: 1:57.02 (45.06)	200m: 2:33.43 (36.41)						
29	 Yang Leah	16	 Howick Pak...	0.73	<b>2:34.85</b>	Entry: 2:32.43 +2.42			
		50m: 31.00	100m: 1:12.53 (41.53)						
		150m: 1:58.93 (46.40)	200m: 2:34.85 (35.92)						
30	 Grenfell Annabel	17	 Nelson Sou...	0.74	<b>2:36.30</b>	Entry: 2:33.15 +3.15			
		50m: 31.79	100m: 1:09.37 (37.58)						
		150m: 1:58.77 (49.40)	200m: 2:36.30 (37.53)						
31	 Scott Anabel	17	 Swim Timaru	0.85	<b>2:36.46</b>	Entry: 2:31.95 +4.51			
		50m: 33.60	100m: 1:11.50 (37.90)						
		150m: 2:01.14 (49.64)	200m: 2:36.46 (35.32)						
32	 Carter Violet	15	 Ice Breaker...	0.77	<b>2:36.52</b>	Entry: 2:29.75 +6.77			
		50m: 33.16	100m: 1:12.87 (39.71)						
		150m: 1:59.40 (46.53)	200m: 2:36.52 (37.12)						
33	 Hurley Kate	17	 Pirates Swi...	0.74	<b>2:38.69</b>	Entry: 2:26.13 +12.56			
		50m: 32.95	100m: 1:15.31 (42.36)						
		150m: 2:00.49 (45.18)	200m: 2:38.69 (38.20)						

<b>34</b>	 <b>Smith Pene</b>	17	 <b>Aquagym S...</b>	0.68	<b>2:39.03</b> Entry: 2:35.81 <b>+3.22</b>
	50m: 31.25 150m: 1:58.89 (48.82)		100m: 1:10.07 (38.82) 200m: 2:39.03 (40.14)		
<b>35</b>	 <b>MacDowall Layla</b>	17	 <b>Vikings Swi...</b>		<b>2:39.42</b> Entry: 2:33.30 <b>+6.12</b>
	50m: 33.62 150m: 2:01.91 (48.07)		100m: 1:13.84 (40.22) 200m: 2:39.42 (37.51)		
<b>36</b>	 <b>Nadilo Marina</b>	16	 <b>Nga Tai Tu...</b>	0.22	<b>2:41.57</b> Entry: 2:31.48 <b>+10.09</b>
	50m: 33.21 150m: 2:03.30 (49.16)		100m: 1:14.14 (40.93) 200m: 2:41.57 (38.27)		
<b>37</b>	 <b>Bell Sascha</b>	17	 <b>Bay of Islan...</b>	0.80	<b>2:41.88</b> Entry: 2:34.81 <b>+7.07</b>
	50m: 32.93 150m: 2:04.52 (48.73)		100m: 1:15.79 (42.86) 200m: 2:41.88 (37.36)		